

CHAPTER 4



MARINE CORPS ALMANAC

INTRODUCTION

This chapter provides a brief snapshot of the Marine Corps at the end of FY 2012. It includes a brief description of Marine Corps demographics, fiscal posture, and the age of primary equipment. As such it gives some insight into the resources that we fuse together to create the world's premier fighting force.

ACTIVE DUTY OFFICER ACCESSIONS

Type	Number	Percent
MECEP/ECP/MCP	174	10.4%
NROTC	228	13.6%
Officer Candidate Course	216	12.9%
Platoon Leader Course	566	33.9%
Military Academies	261	15.6%
Warrant Officer Program	216	12.9%
Other	10	0.6%
Total	21,822	100%

ACTIVE DUTY OFFICER AGE DISTRIBUTION

Age	Number	Percent
<22	22	0.1%
22	269	1.2%
23	755	3.5%
24	1,012	4.6%
25	1,215	5.6%
26	1,219	5.6%
27	1,235	5.7%
28	1,136	5.2%
29	1,103	5.1%
30	1,064	4.9%
31-35	4,683	21.5%
36-40	3,972	18.2%
41+	4,091	18.8%
Total	21,776	100.0%

ACTIVE DUTY OFFICER GRADE DISTRIBUTION

Rank	Number	Percent
Warrant Officer	2,092	9.6%
Second Lieutenant	2,511	11.5%
First Lieutenant	3,657	16.8%
Captain	6,909	31.7%
Major	3,906	17.9%
Lieutenant Colonel	1,923	8.8%
Colonel	687	3.2%
General Officer	91	0.4%
Total	21,776	100%

ACTIVE DUTY OFFICER OCCUPATIONAL FIELD DISTRIBUTION

Primary MOS Code	Description	Female Officer	Male Officer	Total Officer
01	Personnel & Administration	184	565	749
02	Intelligence	90	1,307	1,397
03	Infantry	0	2,594	2,594
04	Logistics	209	1,582	1,791
06	Communications	90	1,168	1,258
08	Field Artillery	0	1,068	1,068
09	Training	0	3	3
11	Utilities	3	41	44
13	Engineer	41	672	713
18	Tank & AAV	0	377	377
21	Ordnance	2	138	140
23	Ammunition & EOD	3	138	141
26	Signals Intelligence	3	38	41
28	Ground Electronics Maintenance	4	102	106
30	Supply Administration & Operations	92	676	768
31	Distribution Management	4	30	34
33	Food Service	6	35	41
34	Financial Management	35	340	375
35	Motor Transport	1	102	103
41	Marine Corps Community Services	2	11	13
43	Public Affairs	42	121	163
44	Legal Services	84	554	638
46	Combat Camera	2	20	22
48	Recruiting & Career Planning	0	15	15
55	Music	2	20	22
57	CBRN Defense	3	117	120
58	Military Police and Corrections	27	284	311
59	Electronics Maintenance	1	74	75
60	Aircraft Maintenance	29	454	483
63	Organizational Avionics Maintenance	1	134	135
65	Aviation Ordnance	2	91	93
66	Aviation Logistics	31	277	308
68	METOC Services	1	32	33
70	Airfield Services	1	37	38
72	Air Control, Support & Anti-Air	56	598	654
73	Navigation Officer	1	26	27
75	Pilot/NFOs	199	5,343	5,542
80	Miscellaneous Requirements	97	1,244	1,341
Total		1,348	20,428	21,776

ACTIVE DUTY OFFICER GENDER DISTRIBUTION

	Number	Percent
Female	1,348	6.2%
Male	20,498	93.8%
Total	21,776	100%

ACTIVE DUTY OFFICER GRADE BY GENDER

Rank	# Male	% Male	# Female	% Female	Total
Warrant Officer 1	185	0.9%	16	1.2%	201
Chief Warrant Officer 2	876	4.3%	43	3.2%	919
Chief Warrant Officer 3	547	2.7%	31	2.3%	578
Chief Warrant Officer 4	280	1.4%	14	1.0%	294
Chief Warrant Officer 5	95	0.5%	5	0.4%	100
2nd Lieutenant	2,258	11.1%	253	18.8%	2,511
1st Lieutenant	3,389	16.6%	268	19.9%	3,657
Captain	6,461	31.6%	448	33.2%	6,909
Major	3,704	18.1%	202	15.0%	3,906
Lieutenant Colonel	1,875	9.2%	48	3.6%	1,923
Colonel	668	3.3%	19	1.4%	687
General Officers	90	0.4%	1	0.1%	91
Total	20,428	100.0%	1,348	100.0%	21,776

ACTIVE DUTY OFFICER MARINE FAMILIES

Civilian Spouses	Military Spouses	Guard/Reserve Spouses	Children/Other Dependents
14,169	891	63	23,447

ACTIVE DUTY OFFICER RACIAL AND GENDER DISTRIBUTION

Rank	Black Female	Black Male	Hispanic Female	Hispanic Male	White Female	White Male	Other Female	Other Male	Total
WO/CWO	22	231	23	220	57	1,389	7	143	2,092
2ndLt	24	103	15	134	193	1,848	21	173	2,511
1stLt	8	118	21	172	187	2,717	52	382	3,657
Capt	24	279	40	348	346	5,403	38	431	6,909
Maj	26	273	17	220	129	2,988	30	223	3,906
LtCol	3	103	3	71	39	1,615	3	86	1,923
Col	1	22		9	16	623	2	14	687
Gen		6	1	3		79		2	91
Total	108	1,135	120	1,177	967	16,662	153	1,454	21,776

ACTIVE AND RESERVE ENLISTED ACCESSIONS

Non-prior Service Accessions	30,508
Prior Service Accessions	6
Total Active Accessions	30,514
Non-prior Service Accessions	5,450
Prior Service Accessions	4,210
Total Reserve Accessions	9,660
Total USMC	40,174

ACTIVE DUTY ENLISTED OCCUPATIONAL FIELD DISTRIBUTION

Primary MOS Code	Description	Female Enlisted	Male Enlisted	Total Enlisted
01	Personnel & Administration	1,687	5,401	7,088
02	Intelligence	426	3,137	3,563
03	Infantry	0	31,892	31,892
04	Logistics	476	3,531	4,007
05	MAGTF Plans	41	362	403
06	Communications	1,287	13,505	14,792
08	Field Artillery	0	4,675	4,675
11	Utilities	220	2,627	2,847
13	Engineer	355	7,986	8,341
18	Tank & AAV	0	2,899	2,899
21	Ground Ordnance Maintenance	73	4,107	4,180
23	Ammunition & EOD	201	1,939	2,140
26	Signals Intelligence	392	2,891	3,283
28	Grd. Electronics Maint.	160	4,921	5,081
30	Supply Administration & Operations	1,510	5,344	6,854
31	Distribution Management	114	464	578
33	Food Service	412	1,905	2,317
34	Financial Management	234	1,051	1,285
35	Motor Transport	783	13,071	13,854
41	Marine Corps Community Services	12	123	135
43	Public Affairs	125	355	480
44	Legal Services	111	428	539
46	Combat Camera	116	403	519
48	Recruiting & Career Planning	65	379	444
55	Music	164	793	957
57	CBRN Defense	61	852	913
58	Military Police & Corrections	361	4,361	4,722
59	Electronics Maintenance	89	1,498	1,587
60	Aircraft Maintenance	477	4,833	5,310
61	Aircraft Maintenance (Rotary Wing)	263	7,195	7,458
62	Aircraft Maintenance (Fixed Wing)	164	3,945	4,109
63	Organizational Avionics Maintenance	373	4,393	4,766
64	Intermediate Avionics Maintenance	212	2,882	3,094
65	Aviation Ordnance	199	2,724	2,923
66	Aviation Logistics	387	1,747	2,134
68	Meteorology & Oceanography	57	412	469
70	Airfield Services	215	2,016	2,231
72	Air Control, Support & Anti-Air	133	1,907	2,040
73	Navigation Officer	10	200	210
80	Miscellaneous Requirements	529	8,658	9,187
84	Career Recruiting	8	505	513
89	SgtMaj/1stSgt	91	1,507	1,598
Total		12,593	163,824	176,417

ACTIVE DUTY ENLISTED GENDER DISTRIBUTION

	Number	Percent
Female	12,593	7.1%
Male	163,824	92.9%
Total	176,417	100%

ACTIVE DUTY ENLISTED GRADE BY GENDER

Rank	# Male	% Male	# Female	% Female	Total
Private	12,553	7.7%	800	6.4%	13,353
Private First Class	18,670	11.4%	1,712	13.6%	20,382
Lance Corporal	44,708	27.3%	3,586	28.5%	48,294
Corporal	32,170	19.6%	2,719	21.6%	34,889
Sergeant	26,521	16.2%	1,973	15.7%	28,494
Staff Sergeant	15,347	9.4%	996	7.9%	16,343
Gunnery Sergeant	8,547	5.2%	540	4.3%	9,087
1stSgt/MSgt	3,754	2.3%	203	1.6%	3,957
SgtMaj/MGySgt	1,554	0.9%	64	0.5%	1,618
Total	163,824	100%	12,593	100%	176,417

ACTIVE DUTY ENLISTED MARINE FAMILIES

Civilian Spouses	Military Spouses	Guard/Reserve Spouses	Children/Other Dependents
72,530	6,438	463	85,554

ACTIVE DUTY ENLISTED RACIAL AND GENDER DISTRIBUTION

Rank	Black Female	Black Male	Hispanic Female	Hispanic Male	White Female	White Male	Other Female	Other Male	Total
Private	111	1,234	131	1,763	512	8,987	46	569	13,353
Private First Class	272	1,825	296	2,383	1,044	13,576	100	886	20,382
Lance Corporal	518	3,660	528	4,846	2,277	33,979	263	2,223	48,294
Corporal	417	3,012	418	3,300	1,604	23,961	280	1,897	34,889
Sergeant	340	2,890	382	3,688	1,023	17,759	228	2,184	28,494
Staff Sergeant	209	2,236	219	2,552	444	9,352	124	1,207	16,343
Gunnery Sergeant	119	1,434	122	1,418	241	5,069	58	626	9,087
1stSgt/MSgt	68	733	36	514	83	2,216	16	291	3,957
SgtMaj/MGySgt	24	394	9	146	28	924	3	90	1,618
Total	2,078	17,418	2,141	20,610	7,256	115,823	1,118	9,973	176,417

RESERVE OFFICER AGE DISTRIBUTION

Age	Number	Percent
<22	0	0.00%
22	7	0.17%
23	34	0.84%
24	56	1.38%
25	71	1.75%
26	91	2.25%
27	107	2.64%
28	131	3.23%
29	124	3.06%
30	125	3.08%
31-35	738	18.21%
36-40	843	20.80%
41-45	953	23.52%
46-50	600	14.81%
51-55	156	3.85%
56-60	15	0.39%
61+	1	0.02%
Total	4,052	100%

RESERVE OFFICER GRADE DISTRIBUTION

Rank	Number	Percent
Warrant Officer	297	7.3%
Second Lieutenant	383	9.5%
First Lieutenant	181	4.5%
Captain	828	20.4%
Major	1,083	26.7%
Lieutenant Colonel	955	23.6%
Colonel	313	7.7%
General Officer	12	0.3%
Total	4,052	100%

SELECTED MARINE CORPS RESERVE OFFICER OCCUPATIONAL FIELD DISTRIBUTION

Primary MOS Code	Description	Female Officer	Male Officer	Total Officer
01	Personnel & Administration	40	116	156
02	Intelligence	28	334	362
03	Infantry	0	550	550
04	Logistics	61	329	390
05	MAGTF Plans	0	1	1
06	Communications	17	210	227
08	Field Artillery	0	221	221
09	Training	0	0	0
11	Utilities	0	12	12
13	Engineer	13	154	167
18	Tank & AAV	0	112	112
21	Ordnance	0	6	6
23	Ammunition & EOD	0	8	8
26	Signals Intelligence	1	2	3
28	Ground Electronics Maintenance	0	5	5
30	Supply Administration & Operations	23	138	161
31	Distribution Management	0	2	2
33	Food Service	0	1	1
34	Financial Management	6	27	33
35	Motor Transport	0	17	17
41	Marine Corps Community Services	0	0	0
43	Public Affairs	13	19	32
44	Legal Services	17	191	208
46	Combat Camera	0	0	0
48	Recruiting & Career Planning	0	0	0
55	Music	0	0	0
57	CBRN Defense	1	32	33
58	Military Police and Corrections	6	53	59
59	Electronics Maintenance	0	3	3
60	Aircraft Maintenance	2	43	45
63	Organizational Avionics Maintenance	0	3	3
65	Aviation Ordnance	0	10	10
66	Aviation Logistics	6	31	37
68	METOC Services	0	2	2
70	Airfield Services	0	8	8
72	Air Control, Support & Anti-Air	15	104	119
73	Navigation Officer	0	4	4
75	Pilot/NFOs	22	560	582
80	Miscellaneous Requirements	14	459	473
Total		285	3,767	4,052

RESERVE ENLISTED AGE DISTRIBUTION

Age	Number	Percent
17-18	810	2.11%
19	2,751	7.15%
20	3,637	9.45%
21	4,169	10.83%
22	4,356	11.32%
23	4,056	10.54%
24	3,899	10.13%
25	3,164	8.22%
26-30	7,432	19.31%
31-35	2,258	5.87%
36-40	1,057	2.75%
41-45	632	1.64%
46-50	225	0.58%
51-55	39	0.10%
56-60	6	0.02%
60+	1	0.00%
Total	38,492	100%

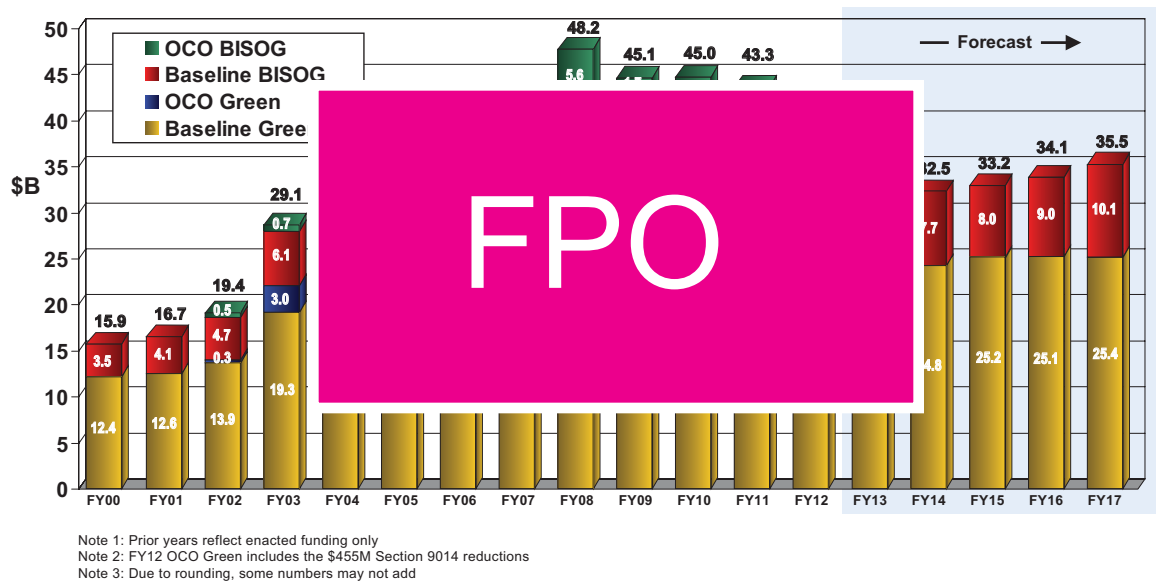
RESERVE ENLISTED GRADE DISTRIBUTION

Rank	Number	Percent
Private	3,224	8.38%
Private First Class	4,711	12.24%
Lance Corporal	15,540	40.37%
Corporal	6,275	16.30%
Sergeant	5,076	13.19%
Staff Sergeant	1,896	4.93%
Gunnery Sergeant	1,153	3.00%
1stSgt/MSgt	435	1.13%
SgtMaj/MGySgt	182	0.47%
Total	38,492	100%

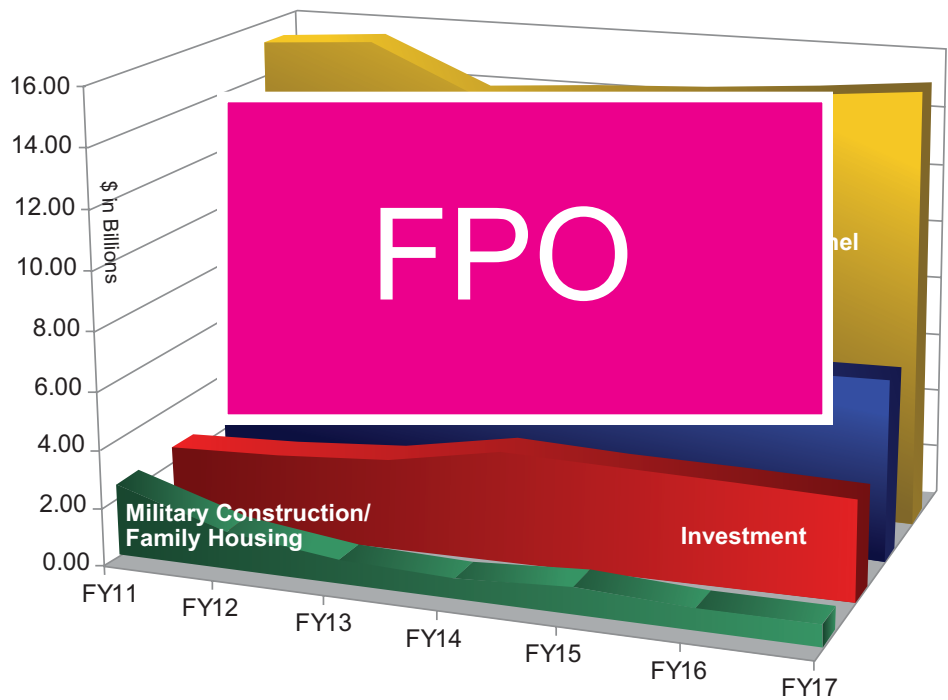
RESERVE ENLISTED OCCUPATIONAL FIELD DISTRIBUTION

Primary MOS Code	Description	Female Enlisted	Male Enlisted	Total Enlisted
01	Personnel & Administration	329	1,297	1,626
02	Intelligence	37	560	597
03	Infantry	0	7,947	7,947
04	Logistics	96	1,224	1,320
05	MAGTF Plans	2	31	33
06	Communications	137	3,194	3,331
08	Field Artillery	0	1,129	1,129
09	Training	0	0	0
11	Utilities	48	706	754
13	Engineer	88	3,137	3,225
18	Tank & AAV	0	719	719
21	Ground Ordnance Maintenance	12	892	904
23	Ammunition & EOD	19	478	497
26	Signals Intelligence	9	34	43
28	Ground Electronics Maintenance	7	658	665
30	Supply Administration & Operations	234	1,303	1,537
31	Distribution Management	25	131	156
33	Food Service	45	525	570
34	Financial Management	8	27	35
35	Motor Transport	121	3,999	4,120
41	Marine Corps Community Services	0	1	1
43	Public Affairs	1	15	16
44	Legal Services	1	20	21
46	Combat Camera	3	8	11
48	Recruiting & Career Planning	8	62	70
55	Music	2	1	3
57	CBRN Defense	5	227	232
58	Military Police & Corrections	33	803	836
59	Electronics Maintenance	5	106	111
60	Aircraft Maintenance	36	321	357
61	Aircraft Maintenance (Rotary Wing)	10	323	333
62	Aircraft Maintenance (Fixed Wing)	7	251	258
63	Organizational Avionics Maintenance	10	192	202
64	Intermediate Avionics Maintenance	9	129	138
65	Aviation Ordnance	14	172	186
66	Aviation Logistics	44	199	243
68	Meteorology & Oceanography	1	22	23
70	Airfield Services	25	314	339
72	Air Control, Support & Anti-Air	15	145	160
73	Navigation Officer	1	18	19
80	Miscellaneous Requirements	101	5,373	5,474
84	Career Recruiting	1	37	38
89	SgtMaj/1stSgt	6	207	213
99	Miscellaneous Requirements	0	0	0
Total		1,555	36,937	38,492

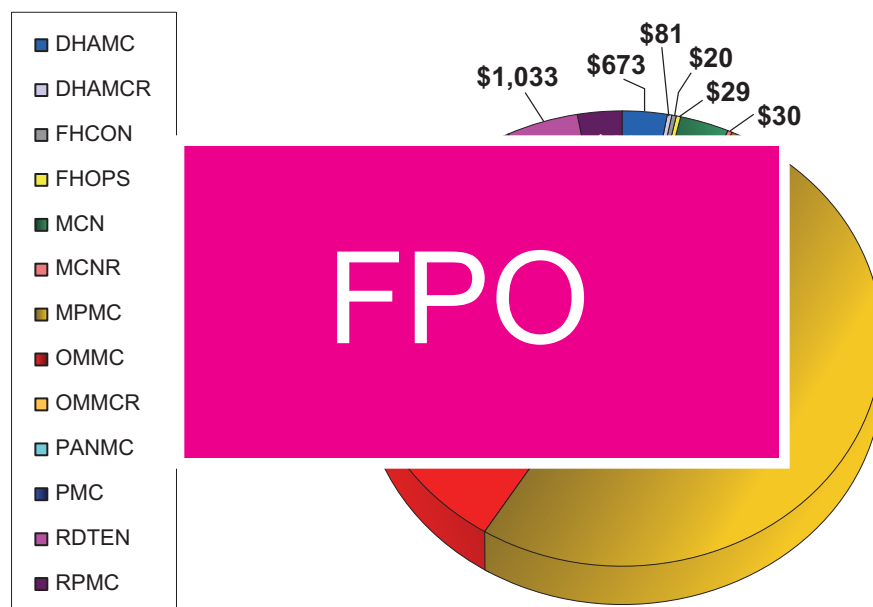
MARINE CORPS FISCAL RESOURCE OVERVIEW
(THEN YEAR DOLLARS)




MARINE CORPS FISCAL LANDSCAPE



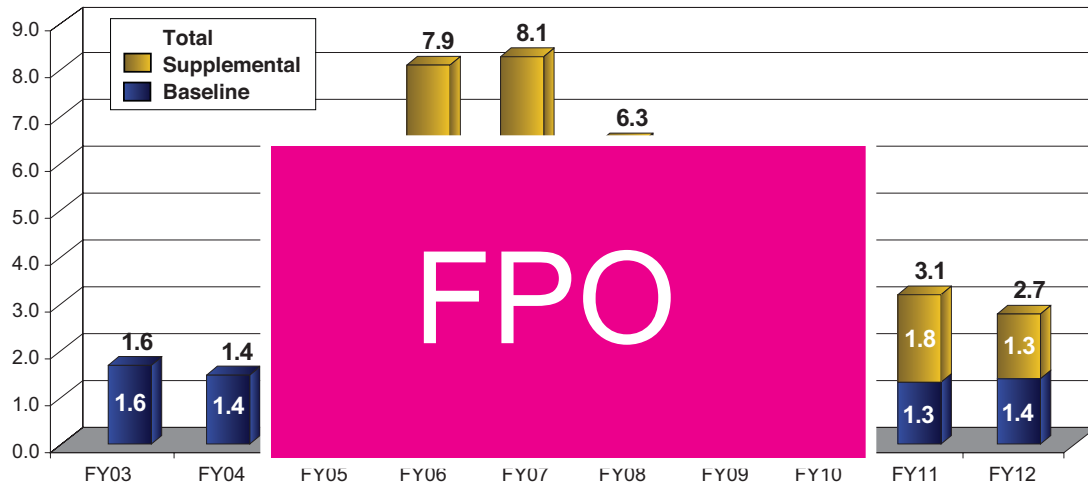
MARINE CORPS FISCAL YEAR 2013 TOTAL BASELINE TOA (\$ IN MILLION)



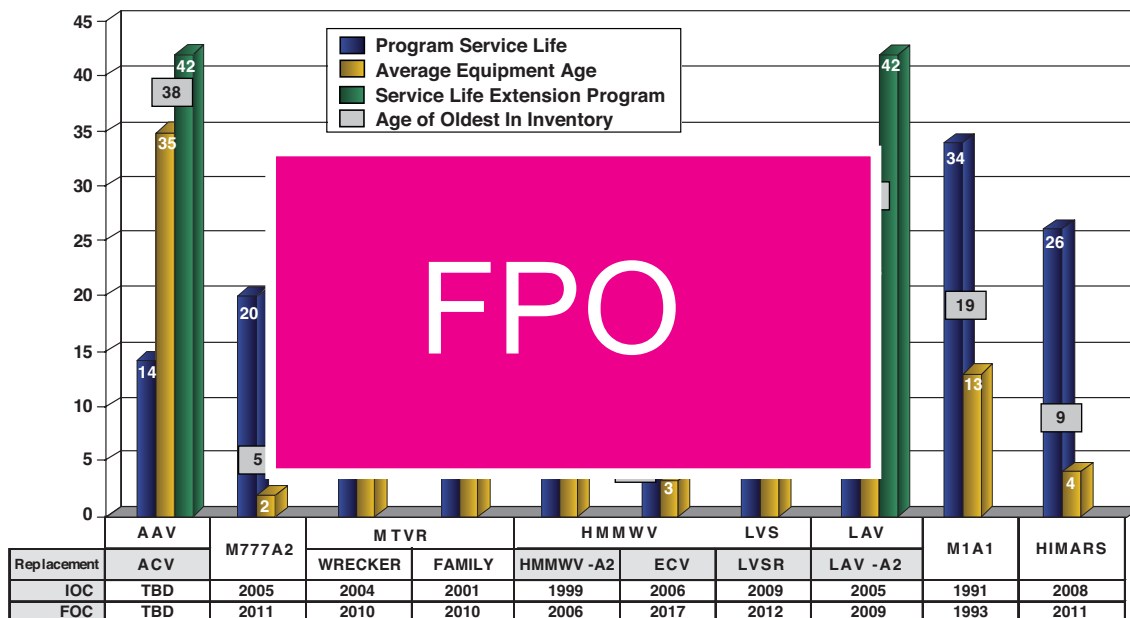
MARINE CORPS FISCAL YEAR 2013 APPROPRIATIONS



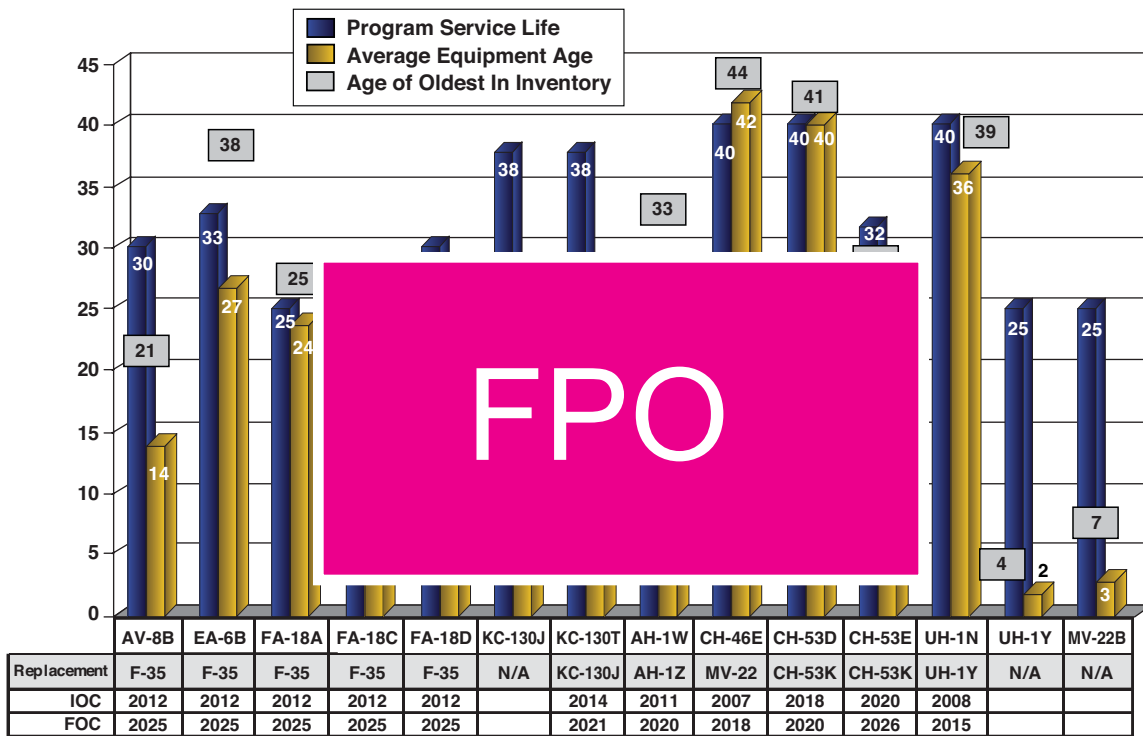
MARINE CORPS PROCUREMENT SUMMARY (\$ IN MILLION)



MARINE CORPS SELECTED GROUND EQUIPMENT AGE



MARINE CORPS SELECTED AVIATION EQUIPMENT AGE




Concepts and Programs is printed annually by the Program Assessment and Evaluation Division, Program and Resources Department, HQMC, 3000 Marine Corps Pentagon, Washington, D.C. 20350-3000 under printing and distribution guidelines established by *Marines*.

Postmaster: Send change of addresses to:
Commandant of the Marine Corps (P&R, PAE)
Concepts and Programs Program Manager
3000 Marine Corps Pentagon
Washington, D.C. 20350-3000

To find Concepts and Programs on the web, go to:
<http://www.hqmc.marines.mil/pandr/ConceptsandPrograms.aspx>

For additional copies call: 703-695-7663



The Pacific is a vast maritime theater that is vital to our nation's strategic interests. In support of our national strategy we are adjusting our Pacific laydown to meet the challenges of the 21st century. By doing so, Marines are uniquely suited to provide a forward and real presence as America's Expeditionary Force in Readiness. We will continue to strengthen relationships through engagement with allies and build new partnerships across the breadth of this region where the Marine Corps came of age.

General James F. Amos, Commandant of the Marine Corps



U.S. MARINE CORPS

